

Birthday party paper chain



- 1. Important:** Ask an adult for help.
2. Cut out each paper strip on the black outline with scissors.
3. Take the first strip of paper and loop it together to make a ring (figure 1).
4. Secure the ends of the ring with a small piece of tape.
5. For a second link, thread a second strip of paper through the first ring (figure 2).
6. Form a loop and secure the ends of the second strip of paper with tape (Figure 3).
7. Continue until the desired length is reached.

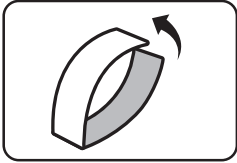


Figure 1

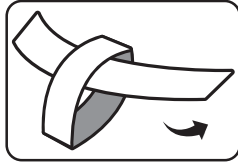


Figure 2

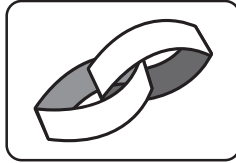


Figure 3

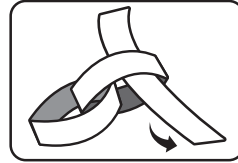


Figure 4

© 2020 McDonald's. Happy Meal and the Happy Meal box design are trademarks of McDonald's Corporation and its affiliates.

